

J&M microscope spectrometer systems for analysis in material sciences

The J&M TIDAS MSP400 and MSP800 is a widespread instrument used by scientists to analyse the spectra of different samples.

With the J&M TIDAS MSP400 you can acquire spectra from samples in transmission as well as in reflection (brightfield and darkfield). The wavelength range of the spectrometer is 360nm to 780nm.

For polarisation experiments a polarizer with compensator can be inserted into the optical beam. The spectral range for polarization is limited by the polarizer to 450nm - 700nm. In reflectance mode, the spectral range goes from 360 nm to 780 nm.

Fluorescence measurements can be done as well, several sets of filters are available (UV-, blue- and green-excitation is normally standard).

Additionally, a fast scanning monochromatic light source (260-680nm) is also available.

A full spectrum (360 nm to 780 nm) is usually acquired in less than 1 second.

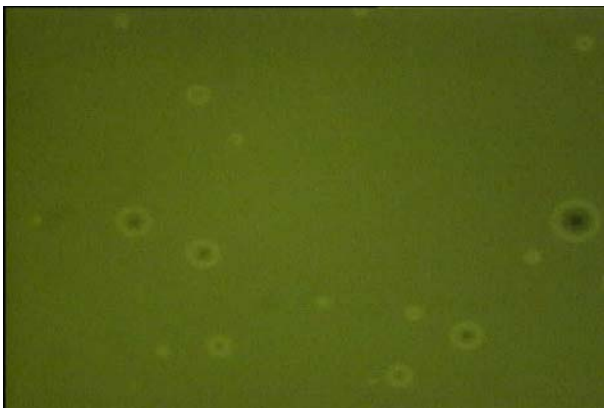
Noise and acquisition speed depends on the chosen field of interest, given by the flexible adjustable measurement diaphragm. Minimum spot size is 2µm by 2µm using a 40x objective.

If the microscope offers UV-capabilities, the MSP400 can be upgraded to the MSP800.

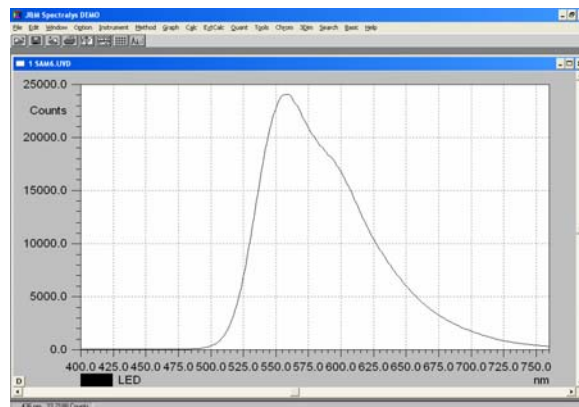


MSP400 with a Leica DMR microscope

The following examples show some camera pictures and spectra of different samples, analysed with a MSP400 microscope spectrometer system.

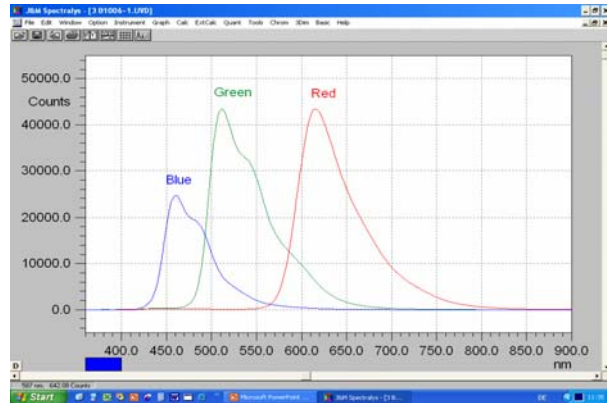



Camera picture of an OLED



Spectra of the sample

On line video imaging and simultaneous acquisition of spectra is a highlight of this instrument. The flexible adjustable measurement diaphragm marks the region of interest directly on your sample image.



Camera picture of a TFT sample, the frame marks the actual size of the analysed area.

Spectra of TFT



MSP400 in a cleanroom, used in quality control of TFT-displays

J&M's Software allows easy instrument control. Additional available software packages offer many possibilities for datahandling, documentation, export options and storage. You can create your own spectra libraries for an effective library search. The instrument uses the CIE colour value system and is capable of generating complementary chromaticity coordinates (CCC) values. Wavelength or photometric accuracy can be checked easily by grey or holmium filters, which are available as accessories.

Applications for the MSP instruments from J&M

- examination of fibres in the UV-VIS-NIR range
- analysis of particles in the UV-VIS-NIR range
- certification of documents
- quality control of TFT-displays
- analysis of LED's